

STD-5MA072L1-M

## 7-inch binocular face recognition terminal



### Product description:

#### core advantages

- Embedded Linux operating system, safe and stable operation;
- Quad-core A55@1.5GHz high-performance CPU, powerful configuration and extreme experience;
- Using ultra-low power processor and low power processing technology, the equipment runs with low power consumption and less heating;
- Independent NPU, supporting up to 2Tops computing power, and embedded with industrial leading deep learning face recognition algorithm;
- 0.08S ultra-fast face recognition, high-precision face recognition, super-large visitor flow rate face scanning without pressure;
- Intelligent ISP algorithm, super wide dynamic, fearless strong light, backlight and low light, adapt to various complex light scenes;
- The largest face recognition mode, support face selection, face enhancement and face exposure, and improve image quality;
- Support the recognition remote control of 0.3~1M, effectively preventing the misrecognition of persons who are far away;
- Binocular live detection function, effectively solving the problem of deceiving photos, videos and other methods;
- Standard configuration of 30,000 face database, 150,000 record storage, and support for batch import and export of data;
- Support mask detection, support face recognition when wearing a mask, and send reminder of not wearing a mask;
- Support visitor setting, access control time management, permission group setting, door opening delay setting, log query;
- Support access control status acquisition, door overtime and unclosed alarm, blacklist alarm, etc.;
- Seamlessly connect to various cloud platforms such as WeChat and Ruishiyun to realize all-round intelligent access control and attendance management;
- Support custom recognition voice broadcast, personalized screen saver settings, image advertising carousel functions;
- Industrial-grade design, IP67 protection level, IK08 anti-riot level, worry-free outdoor operation;
- Normal under high temperature and severe cold, adapt to temperature difference range of -30°C~70°C, suitable for indoor and outdoor all-weather scenes;
- Support audio output interface, which can be connected to an external power amplifier;

---

### Basic skills

- Use 2 million pixels, high-definition F2.2 aperture security-grade industrial lens, which are anti-backlight;
- 7-inch IPS full screen, resolution 1024\*600, screen brightness 450cd/m2;
- Support the screen to automatically sleep, automatically sense human body, quickly turn on the fill light, and wake up the face recognition working mode;
- The equipment is equipped with a 100M Ethernet port, which supports online and offline working modes;
- Metal body structure, outer glass good light transmission, high hardness and not easy to deform;
- Open cloud, LAN access protocol and SDK, rich multimedia and AI API;
- Optional mounting brackets, and optional wall mounting/gate installation methods

### Order model:

Model	Description
STD-5MA072L1-M	Basic version

### Application occasions:

It is suitable for office areas, hotels, access gates, office buildings, banks, hospitals, schools, shopping malls, shops, communities, public services and management projects, etc., where there is a demand for face access control and attendance and barrier access.

### Product parameters:

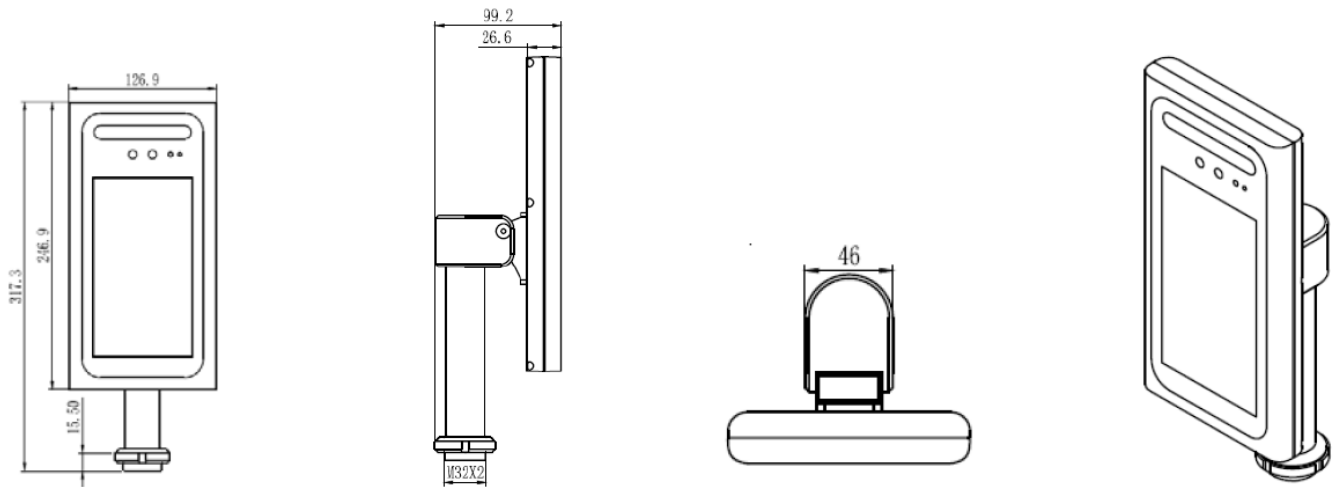
<b>Basic data</b>	Product name	7-inch binocular face recognition
	Product model	STD-5MA072L1-M
	Operating system	Embedded Linux system
	Processor	Quad-core A55@1.5GHZ high-performance CPU
<b>Display screen</b>	Size	7-inch IPS full screen
	Brightness	450cd/m2
	Resolution	1024×600
<b>Camera</b>	Resolution	200W pixels (1920×1080)
	Sensor	1/2.7 inch low illumination CMOS sensor
	Camera	HD fixed focus 4mm & aperture F2.2
	White balance	Automatic, low color temperature, high color temperature, manual
	Wide dynamic	Digital wide dynamic and true wide dynamic
	Fill light	RGB (natural light) and infrared light
<b>Smart functions</b>	Detection angle	Vertical viewing angle: 90 degrees, horizontal viewing angle: 53 degrees
	Intelligent detection	Maximum face detection, Mask detection
	Storage	30,000 face base library, 150,000 record storage
	Accurate recognition	1: N recognition speed $\leq 0.2S$ /person, recognition accuracy $\geq 99.97\%$
	Identifying method	Human face
	Recognition	0.3m-2.0m adjustable

---

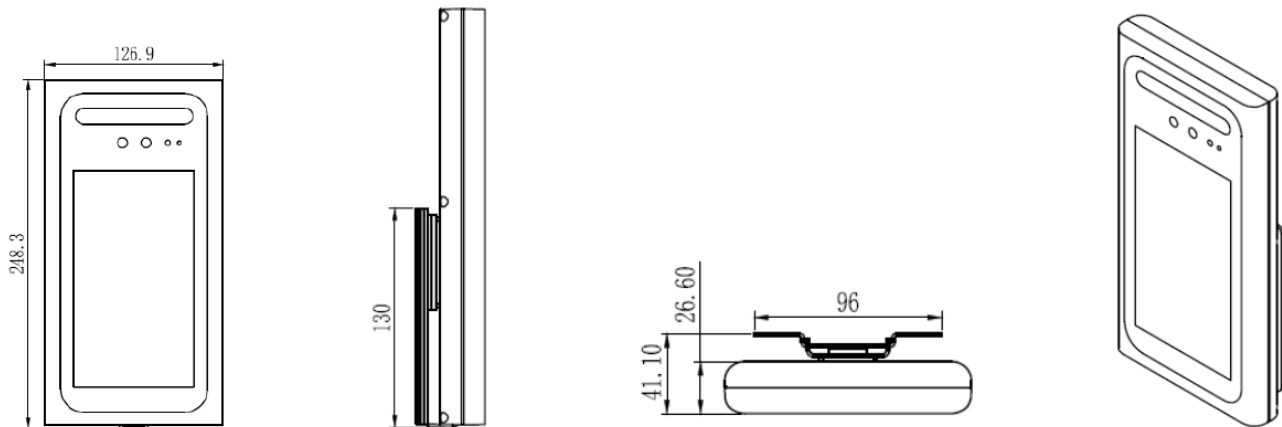
	distance	
	Parameter settings	Visitor management, permission group, access control period, black and white list, identification parameters, image settings, information display, etc.
	Alarm management	Blacklist alarms, door overtime unclosed alarms
	Live detection	Support
	Operating mode	Support online and offline work
<b>Interface</b>	Communication method	Wired
	Network interface	1 10/100M network adaptive, RJ45 interface
	Doorlock interface	Door opening signal, door sensor status, switch button
	Wiegand interface	3 (D0, D1, GND) support Wiegand 26, 34
	Serial interface	1 RS232 serial port RX, TX
	Reset interface	Support
	Alarm interface	1 alarm output
	Audio interface	Built-in speaker, and 1-circuit 3.5mm standard audio output interface
	Platform agreement	Active registration, SDK, WebSocket, HTTP reverse
<b>General parameters</b>	Power supply	DC12V±30%
	Power consumption	≤15W
	Working environment	Temperature: - 30 °C ~ 70 °C humidity: 10 ~ 90% RH
	Protection level	IP67 protection level, IK08 anti-riot level, anti-static: contact ±6KV, air ±8KV
	Installation method	Optional gate type / wall-mounted installation, support 86 box installation, optional sunshade
	Equipment size	Length: 247mm, width: 126.9mm, thickness: 26.6mm (Not included bracket)
	Weight	About 1.5kg

**Product size (unit mm):**

**1、 Column type installation:**




**2、 Wall-mounted installation:**



**Rendering**

Wall mounting (standard wall mount bracket)	Gate mounting (column support)	Optional sunshade

## Interface definition:



No.	Interface name	Signal definition	Specification and color
1	Network interface	RJ45	
2	Audio interface	Audio output 3.5mm interface	
3	Power connector	DC12V IN	Specification Ø5.5mm
4	Doorlock interface	Normally-open interface DOOR_NC	Purple
		Signal ground DOOR_COM	Grey
		Normally-closed interface DOOR_NO	Yellow
		Door open button DOOR_KEY	Pink
		Door sensor status DOOR_BACK	Green
5	Wiegand interface	Wiegand DO	Blue
		Wiegand D1	White/Blue
		Ground GND	Black
6	RS232 interface	RS232 RX	Brown
		RS232 TX	White
	Alarm interface	Alarm input ALARM IN	White/Yellow
	Reset interface	Reset interface DEFAULT_KEY	Red